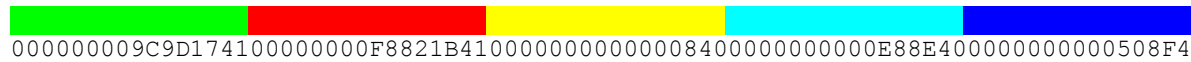
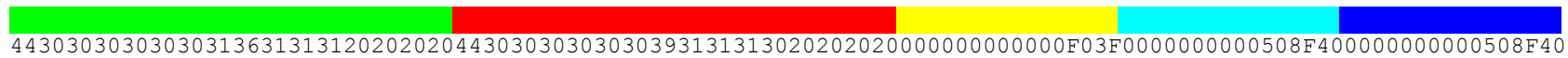







Statistics information stored in `dbc.Indexes.IndexStatistics` and `dbc.tvfields.FieldStatistics: Interval[0]`

40 bytes for numeric data




56 bytes for nonnumeric data



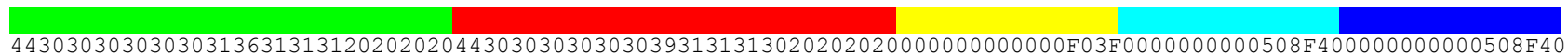
-  Minimum value within column
-  Modal (most common) value within column
-  Frequency for modal value
-  Number of distinct values within column
-  Number of rows within table






Followed by up to 100 (TD12: 200) “High-Biased” or “Equal-Height” intervals

40 bytes for numeric data



56 bytes for nonnumeric data



-  Maximum value within the interval
-  Modal value within the interval
-  Frequency for modal value within the interval
-  Number of distinct nonmodal values within the interval
-  Number of rows for nonmodal values within the interval

More details about stats in SQL Reference: Statement and Transaction Processing, Chapter 2: Query Rewrite and Optimization, Interval Histograms